


UNDERGROUND Rainwater Harvesting

Underground Systems	CODE	LITRES	GALLONS	DIA.	OVERALL HEIGHT
SPLIT MASTER	AWC-SM-3000	3000	660	1850	1700
	AWC-SM-4550	4550	1000	2000	2255
	AWC-SM-5000	5000	1100	2120	2255
DIVERSION MASTER	AWC-D-3000	3000	660	1850	1700
	AWC-D-4550	4550	1000	2000	2255
	AWC-D-5000	5000	1100	2120	2255
POOL AND GARDEN MATE	AWC-PG-3000	3000	660	1850	1700
	AWC-PG-4550	4550	1000	2000	2255
	AWC-PG-5000	5000	1100	2120	2255

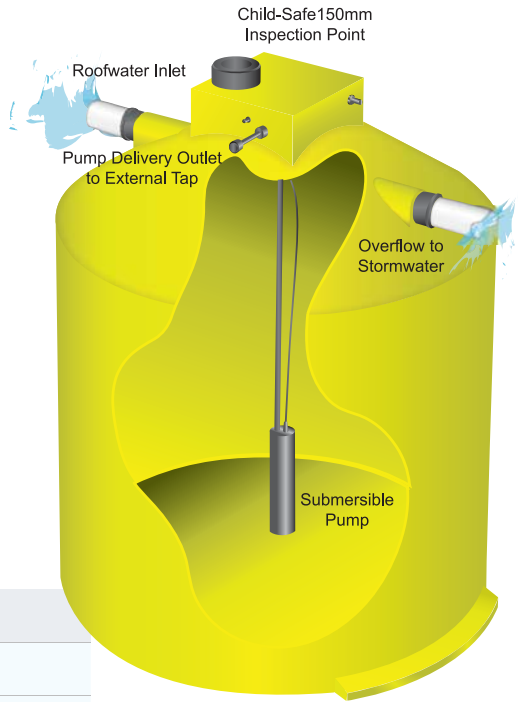
SERVANT TANKS	AWC-S-3000	3000	660	1850	1700
	AWC-S-4550	4550	1000	2000	2255
	AWC-S-5000	5000	1100	2120	2255



Systems include Onga Dominator Submersible Pump



Action Water Cell



Underground System Features

- > AS/NZS 1546.1 APPROVED
- > WATERMARKED CONTROL BOX
- > FIRST TO RECEIVE SMART APPROVED WATERMARK
- > LIGHTWEIGHT, ROBUST BELL-SHAPED CELL COMBATS HYDROSTATIC LIFT
- > COST EFFECTIVE AND EASY TO INSTALL DESIGN
- > CHILD SAFE 150MM ACCESS POINT AT TOP FOR MAINTENANCE
- > HIGH QUALITY ONGA PUMP & CONTROLLER
- > CELLS ARE EASILY COMBINED TO CREATE LARGE RESERVOIRS



UNDERGROUND Rainwater Harvesting



DIVERSION MASTER

Definition

A packaged alternative water source system, the Diversion Master allows for the collection, storage and re-use of rainwater for indoor and outdoor requirements.

Versatile and out of sight, the systems come in 3000, 4550 and 5000L cells with the ability to be combined to create large reservoirs. The automatic mains water top-up valve allows you to continue using the system in dry periods.

Easy to install, child-safe and compliant with all statutory regulations this complete packaged systems save valuable time and money.

Function

ALTERNATE WATER SOURCE FOR:

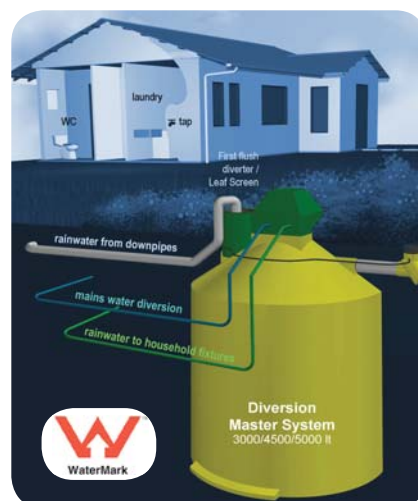
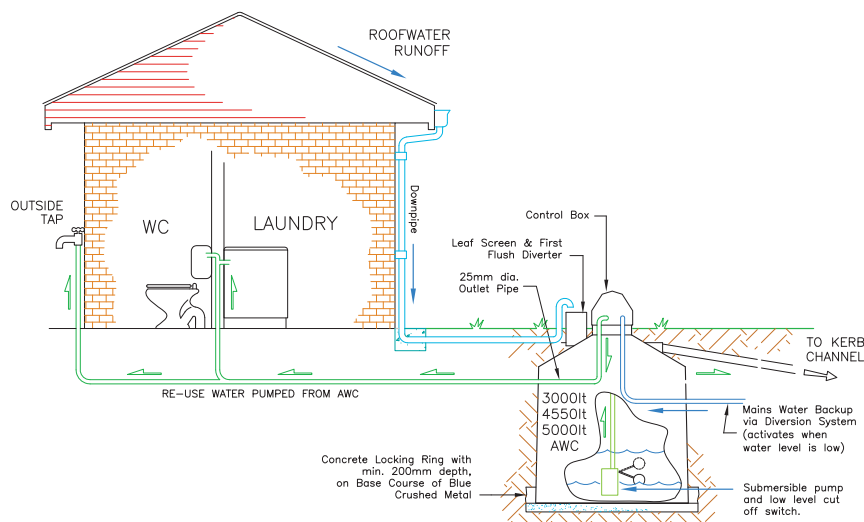
- > TOILET
- > LAUNDRY COLD WATER TAP
- > EXTERNAL TAP FOR GARDEN AND CAR WASHING

Diversion Profile

CENTRALISED UNIT WITH SMALL CONTROL BOX LOCATED ON TOP OF TANK, SUITED TO INSTALLATION IN GARDEN BED OR LANDSCAPED AREA

Typical Single Tank Install

3D Diagram



Standard Inclusions

- Choice of 3000L, 4550L or 5000L Action underground cells. Additional servant tanks combined create large reservoirs.
- Onga Dominator Submersible Pump and Water Switch
- Automatic mains water diversion allows the system to switch to mains water when tank water is low or a power outage.
- 1st Flush Diverter and Leaf Screen: Incorporated into tank
- Testable double check valve for backflow prevention (QLD and VIC only)
- Electrical: 10amp single phase - Only hard wiring required
- 100mm Non-return Storm water Valve

System Installed



Installation

Easy to install and must be conducted by a licensed plumber