


UNDERGROUND Rainwater Harvesting

| Underground Systems | CODE | LITRES | GALLONS | DIA. | OVERALL HEIGHT |
|----------------------|-------------|--------|---------|------|----------------|
| SPLIT MASTER | AWC-SM-3000 | 3000 | 660 | 1850 | 1700 |
| | AWC-SM-4550 | 4550 | 1000 | 2000 | 2255 |
| | AWC-SM-5000 | 5000 | 1100 | 2120 | 2255 |
| DIVERSION MASTER | AWC-D-3000 | 3000 | 660 | 1850 | 1700 |
| | AWC-D-4550 | 4550 | 1000 | 2000 | 2255 |
| | AWC-D-5000 | 5000 | 1100 | 2120 | 2255 |
| POOL AND GARDEN MATE | AWC-PG-3000 | 3000 | 660 | 1850 | 1700 |
| | AWC-PG-4550 | 4550 | 1000 | 2000 | 2255 |
| | AWC-PG-5000 | 5000 | 1100 | 2120 | 2255 |

| | | | | | |
|---------------|------------|------|------|------|------|
| SERVANT TANKS | AWC-S-3000 | 3000 | 660 | 1850 | 1700 |
| | AWC-S-4550 | 4550 | 1000 | 2000 | 2255 |
| | AWC-S-5000 | 5000 | 1100 | 2120 | 2255 |



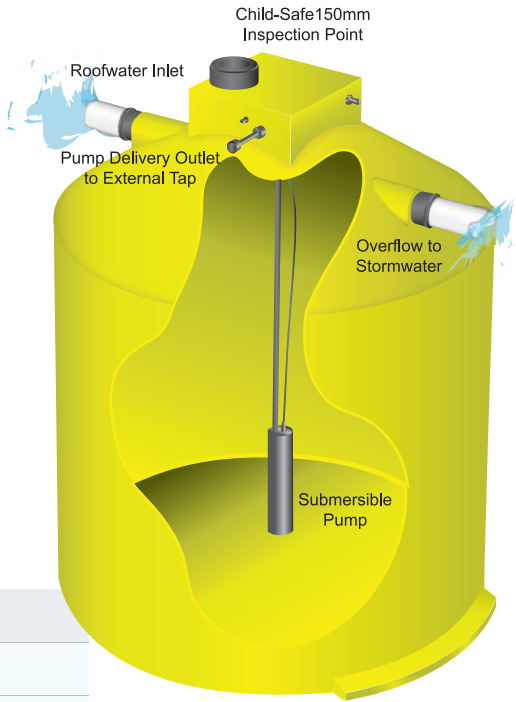
Systems include Onga Dominator Submersible Pump



UNDERGROUND TANK OUT-OF-SIGHT

Located under your lawn, patio or driveway, the tank is hidden, with only the Child Safe 15cm inspection cap visible.

Action Water Cell



Underground System Features

- > AS/NZS 1546.1 APPROVED
- > WATERMARKED CONTROL BOX
- > FIRST TO RECEIVE SMART APPROVED WATERMARK
- > LIGHTWEIGHT, ROBUST BELL-SHAPED CELL COMBATS HYDROSTATIC LIFT
- > COST EFFECTIVE AND EASY TO INSTALL DESIGN
- > CHILD SAFE 150MM ACCESS POINT AT TOP FOR MAINTENANCE
- > HIGH QUALITY ONGA PUMP & CONTROLLER
- > CELLS ARE EASILY COMBINED TO CREATE LARGE RESERVOIRS



UNDERGROUND Rainwater Harvesting



SPLIT MASTER

Definition

A packaged alternative water source system, the Split Master allows for the collection, storage and re-use of rainwater for indoor and outdoor requirements.

Versatile and out of sight, the systems come in 3000, 4550 and 5000L cells with the ability to be combined to create large reservoirs. The automatic mains water top-up valve allows you to continue using the system in dry periods.

Easy to install, child-safe and compliant with all statutory regulations this complete packaged systems save valuable time and money.

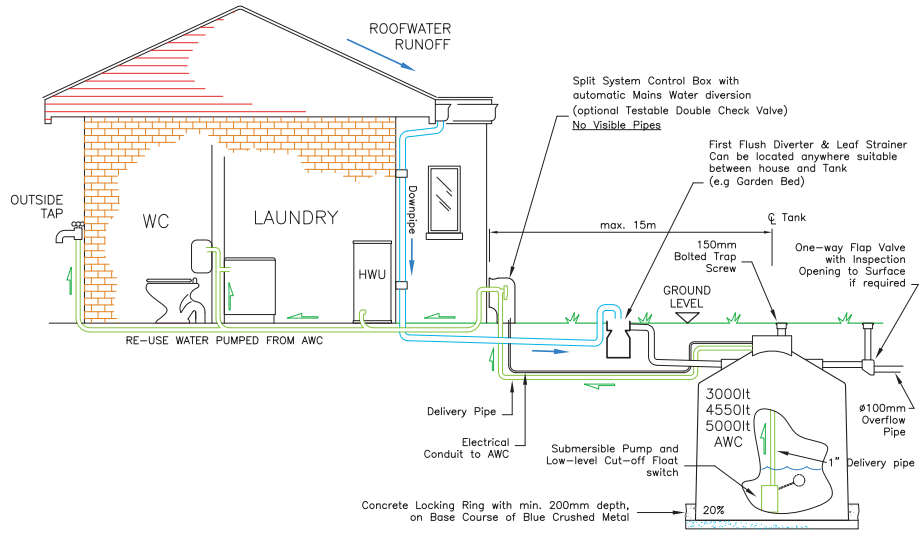
Function

- ALTERNATE WATER SOURCE FOR:
- > TOILET
 - > LAUNDRY COLD WATER TAP
 - > EXTERNAL TAP FOR GARDEN AND CAR WASHING

Split Profile

CONTROL BOX IS SEPARATE TO TANK, LOCATED NEXT TO HOUSE OR GARAGE, ALLOWING TANK TO BE INSTALLED UNDER PATIO, DRIVEWAY OR LAWN

Typical Single Tank Install 3D Diagram



Standard Inclusions

- Choice of 3000L, 4550L or 5000L Action underground cells. Additional servant tanks combined create large reservoirs.
- Onga Dominator Submersible Pump and Water Switch
- Automatic mains water diversion allows the system to switch to mains water when tank water is low or a power outage.
- 1st Flush Diverter and Leaf Screen: Separate to the tank, located between the house and tank (e.g. Garden bed)
- Testable double check valve for backflow prevention (QLD and VIC only)
- Electrical: 10amp single phase - Only hard wiring required
- 100mm Non-return Storm water Valve

Installation

Easy to install and must be conducted by a licensed plumber

System Installed

